



API E-Mandate – Bank page design for net banking authentication

Customer page

<Logo>	
<Corporate use>	
Your details	
Name	Title <input type="checkbox"/> Customer name
Mobile number	Code Phone number
Telephone number	Code Phone number
E-Mail ID	
Mandate details	
Account type	<input type="radio"/> Savings account <input type="radio"/> Current account
Account number	Customer account number (Masked)
Confirm account number	Customer account number (Match with above)
Amount	Rupee Paisa
	<input type="radio"/> Fixed Amount <input type="radio"/> Maximum Amount
Start date	DDMMYYYY End date DDMMYYYY <input type="checkbox"/> Until cancelled
Frequency	Monthly/Quarterly/Half yearly <input type="checkbox"/>
Purpose of mandate	As per NPCI category <input type="checkbox"/>
Bank	Customer bank <input type="checkbox"/>
Authentication mode	Internet banking/ Debit card <input type="checkbox"/>
<input type="checkbox"/>	Disclaimer/ Terms and conditions
<input type="button" value="Reset"/> <input type="button" value="Next"/>	
 E-Mandate Powered by 	

Summary page

<Logo>

<Corporate use>

Mandate summary

Customer information

Name	Title	Customer name
------	-------	---------------

Bank	Customer bank
------	---------------

Account type	Customer bank account type
--------------	----------------------------

Account number	Customer account number
----------------	-------------------------

Amount	Rupee	Paise
--------	-------	-------

Start date	DD/MM/YYYY
------------	------------

End date	DD/MM/YYYY
----------	------------

Frequency	Monthly/Quarterly/Half yearly
-----------	-------------------------------

Purpose of mandate	As per NPCI category
--------------------	----------------------

Corporate information

Corporate name	Name of corporate
----------------	-------------------

Utility number	Utility number as per NPCI
----------------	----------------------------

Note: You are in the process of registration of a E-Mandate. Please proceed to continue the registration process. In case of any discrepancy found in the above mentioned fields you may cancel or go bank to edit the required fields.

Back

Cancel

Proceed

Final confirmation

<Logo>

<Corporate use>

Mandate summary

Name	Title	Customer name
------	-------	---------------

Bank	Customer bank
------	---------------

Account type	Customer bank account type
--------------	----------------------------

Account number	Customer account number
----------------	-------------------------

Amount	Rupee	Paisa
--------	-------	-------

Start date	DD/MM/YYYY
------------	------------

End date	DD/MM/YYYY
----------	------------


Frequency	Monthly/Quarterly/Half yearly
-----------	-------------------------------

Purpose of mandate	As per NPCI category
--------------------	----------------------

Corporate name	Name of corporate
----------------	-------------------

Utility number	Utility number as per NPCI
----------------	----------------------------

Reference number	Corporate reference number
------------------	----------------------------

 Your E-Mandate registration is successfully completed. Your reference ID for E-Mandate registration is **XXXX**.

In case of any issues/ query related to E-mandate registration you may write to xxxxxx@xxxx.xx or call xxxxxxxxxxxxxx

Rejection confirmation

< Logo >


<Corporate use> This area can be used by the bank for their promotional message,
other related information



Your E-Mandate registration is rejected due to << reason for rejection >>

For clarifications please write to xxxxxx@xxxx.xx or call xxxxxxxxxxxx


NATIONAL AUTOMATED CLEARING HOUSE


E-Mandate
Powered by


भारतीय राष्ट्रीय भुगतान निगम
NATIONAL PAYMENTS CORPORATION OF INDIA